

GREYS

BORN TO FISH

The G-TEC Series
(310, 350 & 380 models)

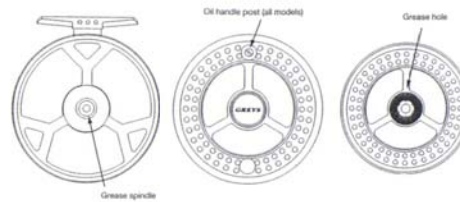
Given care and periodic cleaning,
your reel will be a faithful servant and give
you years of superb performance.

Hardy & Greys Limited, Willowburn, Alnwick,
Northumberland, NE66 2PF, England
Tel +44 (0)1665 602771 Fax +44 (0)1665 602389
www.greysfishing.com sales@greysfishing.com

Care and maintenance

The same method of cleaning is valid for all reels in the Greys G-TEC series.

1. Remove line and backing.
2. Remove the spool.
3. Flush away dirt by placing the spool and frame under a stream of warm water.
4. Dry carefully with a lint free cloth.
5. Lubricate with a good quality oil at the points illustrated on the diagrams.
6. Always ensure the spindle is adequately greased.
7. Always turn the drag to the minimum setting to avoid compression of the disc pads & springs.
8. Always ensure the reel and line are dry before storing in the case or pouch.

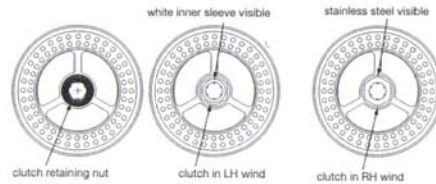


Changing your reel from left to right hand wind

All G-TEC reels are pre-set in the factory to be left hand wind.

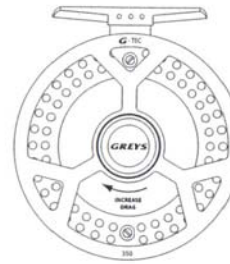
To convert your reel to right hand wind:

1. Remove the spool out of the frame.
2. Turn the spool over so that the clutch retaining nut is visible.
3. Using your thumb & forefinger, remove the retaining nut by turning anti clockwise.
4. The one way roller clutch unit is now visible, remove this from the drum by rotating the drum 180 degrees. Place your palm underneath the clutch as you tilt the spool in order to catch the clutch.
5. Turn the clutch holder through 180 degrees and replace it back in the spool housing. The end of the clutch unit with the stainless steel showing should now be upright and visible.
6. Using your thumb & forefinger, replace the retaining nut by turning clockwise.
7. Replace the spool into the frame - your reel should now be right hand wind.



G-TEC Series Drag System

The drag mechanism can be adjusted by simply turning the regulator button on the face of the drum, clockwise to increase the drag; anti-clockwise to decrease the drag. When the reel is not in use, the drag should be turned to the minimum setting.



Original user warranty

All Greys G-TEC reels carry an original owner 12 month conditional warranty against any defect in workmanship or materials. Should there be any defect Hardy & Greys Ltd. will, at its option, repair or replace the item. This warranty does not cover damage caused by misuse, lack of maintenance, negligence or normal wear and tear. Warranty claims with the proof of purchase should be sent to:

Customer Service Department
Hardy & Greys Limited
Willowburn
Alnwick
Northumberland
NE66 2PF
England

Tel +44 (0)1665 602771
Fax +44 (0)1665 602389

www.greysfishing.com
sales@greysfishing.com